Merchise
Merch 2D Designer

CLUSTER 1 PRODUCTS - GUIDES AND INSTRUCTIONS

This is in ACTUAL SCALE

You may use this artboard as a guide to fit your graphics into the different product types in Merchise. You may hide some layers and leave only the image area visible so you can work on it. You can make your own template as long as it follows the dimensions prescribed here.

Casual TShirt Spot Print (Any Size Back/Front/Both)

You may prepare your design as 11”x16” as it is the standard median dimension. If you would prefer smaller or bigger print, we can just resize it proportionately You may choose where to locate the designs - at the front, back, both sides, or at the chest. The price remains the same whatever sizes of print you do and wherever locations they are printed on.

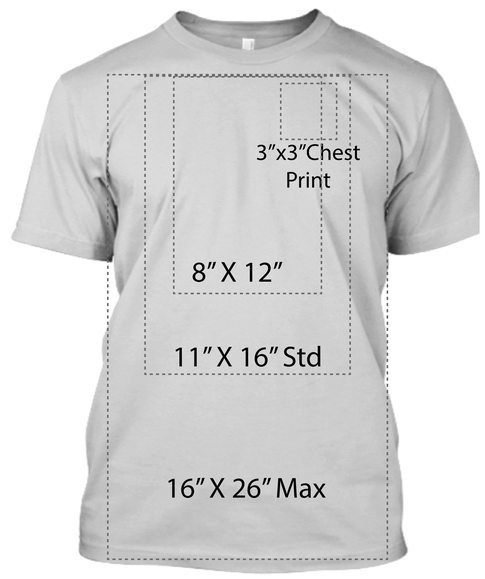

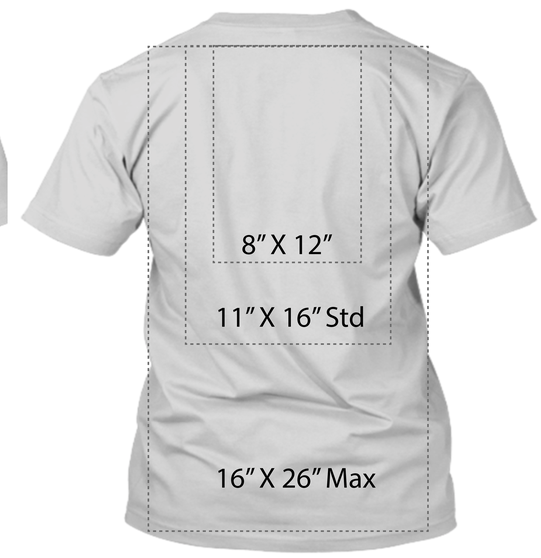

For the Pillow Case (ACPC)

For the Wall Canvas Print (ACWH)

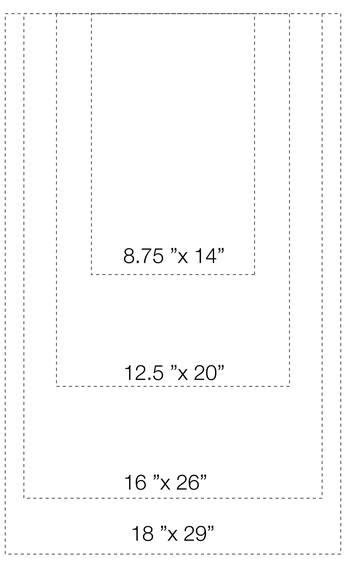

For the Canvas Bag (ACAB)

First option is just to make a single rectangular image with a dimension of 15.5”x 28” but making sure the main graphics is located within the main image area.
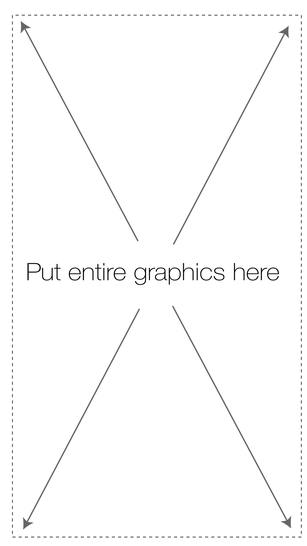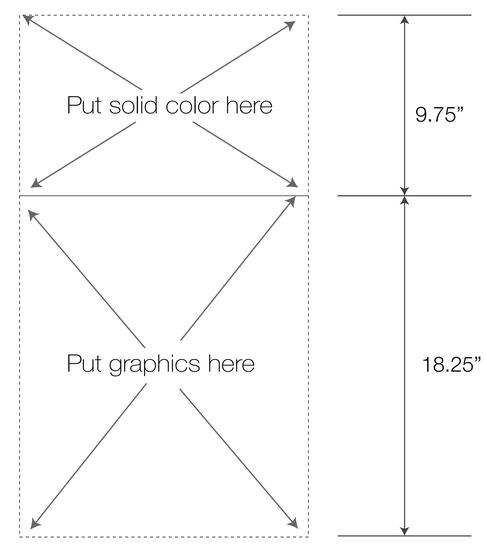
Second option is maje a separate image on 15.5”x 18.25” and a solid color for the handle image area of 15.5”x 9.75”